

## Uniforms and Grooming

### Leaguer Dress Uniforms (Salt & Peppers)



Nameplate is over the right pocket and ribbons are over the left pocket. Leaguers have the leaguer shoulder flash on there left sleeve.

### Leaguer Utilities



Leaguer Utilities have the nametape over the right pocket and the USNLCC tape over the left pocket.

## Cadet Dress White



Nameplate is over the right pocket and ribbons are on the left.



On the cadet shoulder flash the 'crows' point forward.

## Cadet Dress Blue

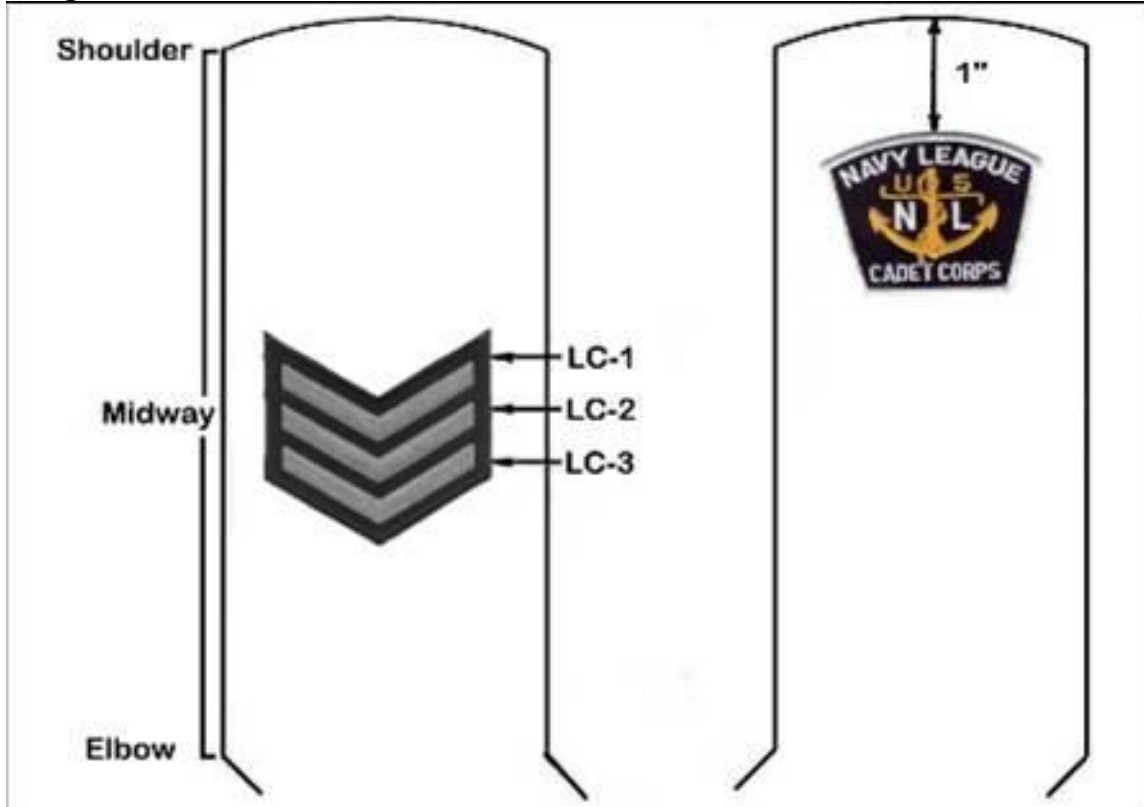


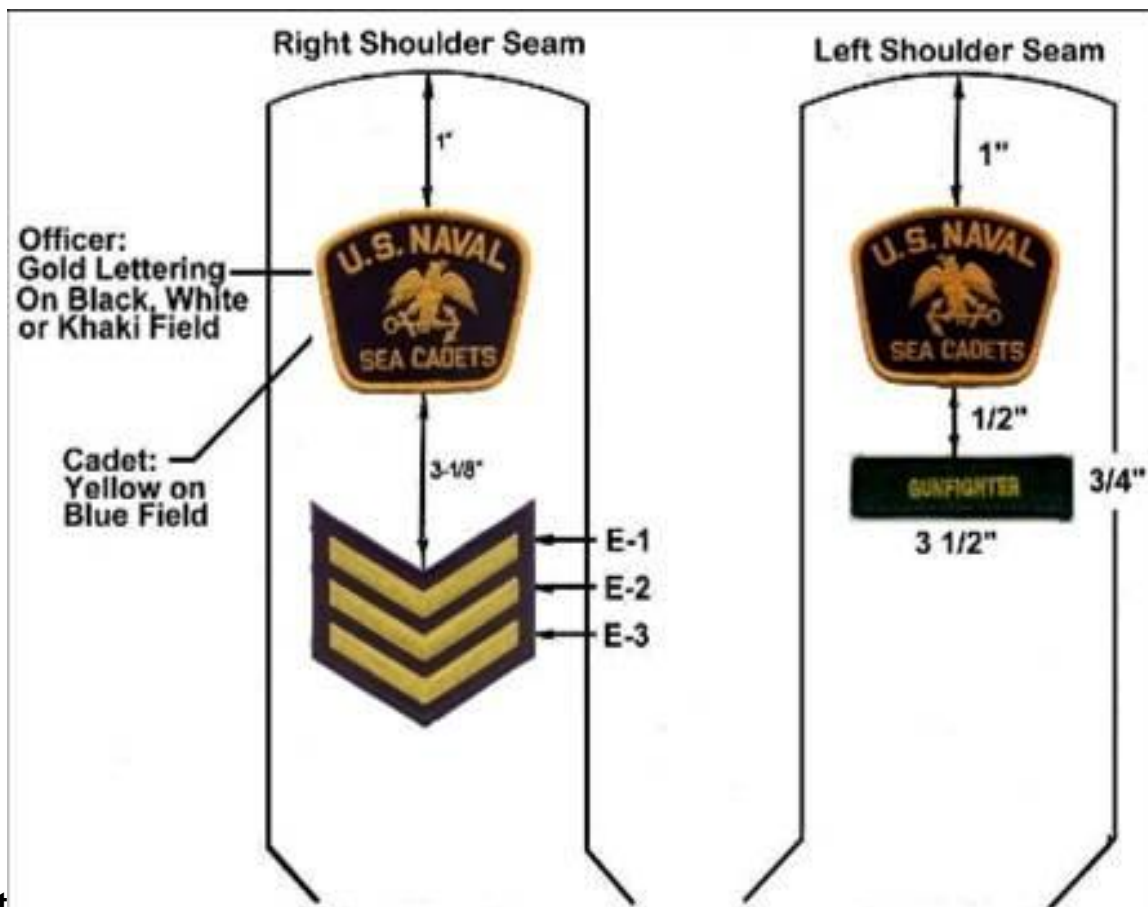
## Cadet Utilities



Cadet Utilities have the nametape over the right pocket and the USNSCC tape over the left pocket.

## Leaguer Flash locations





Cadet  
Flash locations

## Sea Cadet Navy Working Uniforms

**BEFORE SEWING ON PATCHES YOU WILL NEED TO WASH YOUR NWUS, WASH THEM IN COLD WATER WITH A 1/2 OF VINEGAR TO SET THE COLOR**

### Cap

The NSCC Mini Left Side Flash will be worn by Officers, Midshipmen, Instructors and NSCC Cadets. The NLCC Mini Flash will be worn by NLCC Cadets. Please note that rank insignia is NOT worn on the NWU eight point cover.



### Shirt

#### 1) NSCC.

A full-sized left facing NSCC flash will be worn on the right breast pocket.



2) NLCC. A full-sized NLCC flash will be worn on the right breast pocket.


3) Undershirt. Will be Unit T-shirt for local events and the blue short-sleeve crew neck for regional or national events and trainings.

4) Name Tapes. Will be worn on all shirts with the name over the right breast pocket and USNSCC or USNLCC over left breast pocket.

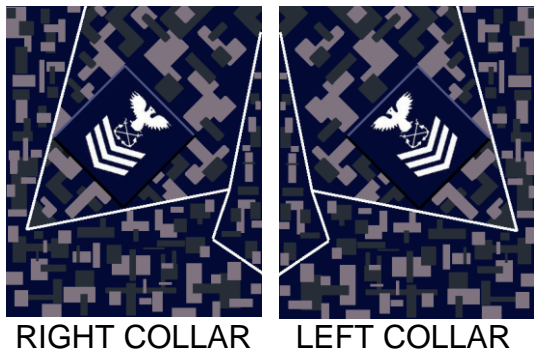
Naval Sea Cadets – PO1 and Below



Navy League Cadets – SLPO and Below



Chief Petty Officers and NSCC/NLCC Petty Officers



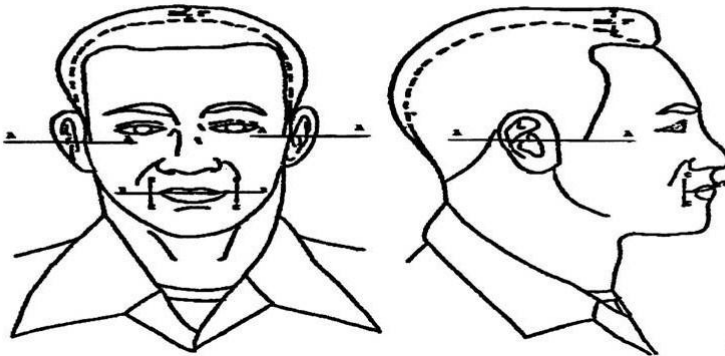
Trousers.

1) Name Strip. The appropriate name strip will be worn centered over the right rear pocket. Gold for Officers, Midshipmen, Instructors, and Chief Petty Officers. Silver for NSCC Cadets PO1 and below, and NLCC Cadets SLPO and below.

## Hair Grooming – Male

### GROOMING STANDARDS FOR MEN

Figure 2-2-1



----- INDICATES SCALP LINE) Sideburns shall not extend below a point level with the middle of the ear, as indicated by line "A". When a mustache is worn it shall not:

-- Go below a horizontal line extending across the corner of the mouth as indicated by line "B".

-- Extend more than 1/4 inch beyond a vertical line drawn upward from the corners of the mouth as indicated by line "C".

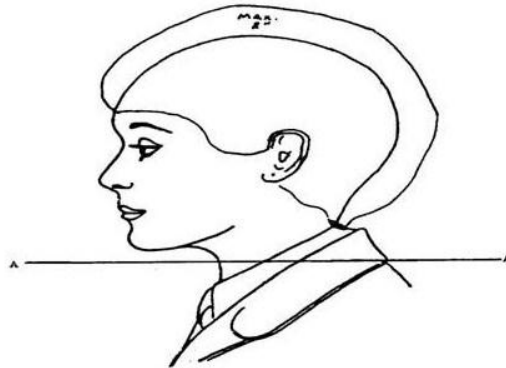
-- Protrude below the lip line of the upper lip as indicated by line "D".

Hairstyle properly groomed shall not be greater than approximately 2 inches in bulk. Bulk is the distance that the mass of hair protrudes from the scalp. No individual hair will measure more than 4 inches in length.

## Hair Grooming – Female

### GROOMING STANDARDS FOR WOMEN

Figure 2-2-2



Haircuts and styles shall present a balanced appearance. Lopsided and extremely asymmetrical styles are not authorized. Ponytails, pigtails, widely spaced individual hanging locks, and braids which protrude from the head are not authorized. Multiple braids are authorized.

No portion of the bulk of the hair as measured from the scalp shall exceed approximately 2 inches.

Hair shall not fall below a horizontal line level with the lower edge of the back of the collar as indicated by line A. When wearing jumper uniforms, hair can extend a maximum of 1-1/2 inches below the top of the jumper collar.

